

2022-23 Texas Academic Performance Report (TAPR)

District Name: HURST-EULESS-BEDFORD ISD

Campus Name: HARWOOD J H

Campus Number: 220916045

This page is intentionally blank.




Texas Education Agency
2022-23 STAAR Performance (TAPR)
HARWOOD J H (220916045) - HURST-EULESS-BEDFORD ISD - TARRANT COUNTY

School Year	State	District	Campus																		
-------------	-------	----------	--------	--	--	--	--	--	--	--	--	--	--	--	--	--	--	--	--	--	--

Texas Education Agency
2022-23 STAAR Performance (TAPR)
HARWOOD J H (220916045) - HURST-EULESS-BEDFORD ISD - TARRANT COUNTY

School Year	State	District	Campus	African American	Hispanic	White	American Indian	Asian										
-------------	-------	----------	--------	------------------	----------	-------	-----------------	-------	--	--	--	--	--	--	--	--	--	--

Texas Education Agency
2022-23 STAAR Performance (TAPR)
HARWOOD J H (220916045) - HURST-EULESS-BEDFORD ISD - TARRANT COUNTY



Texas Education Agency
2022-23 STAAR Performance (TAPR)
 HARWOOD J H (220916045) - HURST-EULESS-BEDFORD ISD - TARRANT COUNTY

	School Year	State	District	Campus	African American	Hispanic	White	American Indian	Asian	Pacific Islander	Two or More Races	Special Ed (Current)	Special Ed (Former)	Continuously Enrolled	Non-Continuously Enrolled	Econ Disadv	EB EL (Current & Monitored)
Reading and Mathematics Including EOC	2023	39%	55%	70%	62%	65%	75%	-	92%	50%	60%	36%	50%	73%	60%	62%	49%
	2022	36%	51%	64%	55%	58%	68%	*	89%	55%	63%	49%	44%	67%	53%	53%	37%
Reading Including EOC	2023	53%	66%	77%	70%	75%	81%	-	94%	60%	70%	44%	63%	79%			

Texas Education Agency
 2022-23 Bilingual Education/English as a Second Language (Current EB Students/EL) (TAPR)
 HARWOOD J H (220916045) - HURST-EULESS-BEDFORD ISD - TARRANT COUNTY

	School Year	State	District	Campus	Total Bilingual Education	BE-Trans Early Exit	BE-Trans Late Exit	BE-Dual Two-Way	BE-Dual One-Way	ALP Bilingual (Exception)	Total ESL	ESL						
--	-------------	-------	----------	--------	---------------------------	---------------------	--------------------	-----------------	-----------------	---------------------------	-----------	-----	--	--	--	--	--	--

--	--	--	--	--	--	--	--	--	--	--	--	--	--	--	--	--	--	--

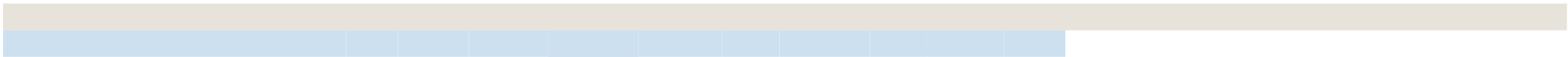

--	--	--	--	--	--	--	--	--	--	--	--	--	--	--	--	--	--	--

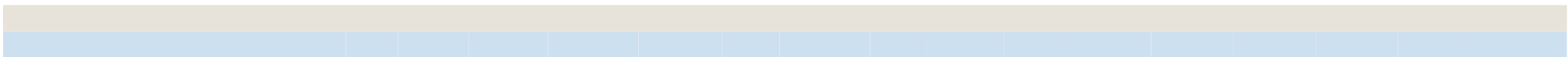
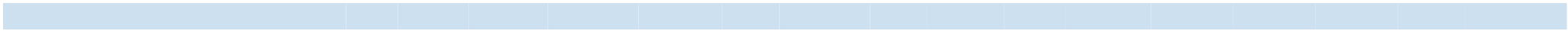
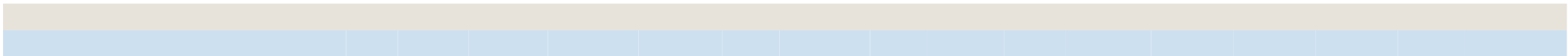

--	--	--	--	--	--	--	--	--	--	--	--	--	--	--	--	--	--	--

--	--	--	--	--	--	--	--	--	--	--	--	--	--	--	--	--	--	--

--	--	--	--	--	--	--	--	--	--	--	--	--	--	--	--	--	--	--







Texas Education Agency
 2022-23 Attendance, Graduation, and Dropout Rates (TAPR)
 HARWOOD J H (220916045) - HURST-EULESS-BEDFORD ISD - TARRANT COUNTY

	State	District	Campus	African American	Hispanic	White	American Indian	Asian	Pacific Islander	Two or More Races	Special Ed	Econ Disadv	EB/EL
Attendance Rate													
2021-22	92.2%	94.2%	95.0%	95.3%	94.5%	95.0%	*	96.8%	89.9%	94.8%	93.4%	94.5%	96.2%
2020-21	95.0%	97.4%	98.9%	99.1%	98.5%	99.2%	*	99.6%	97.1%	98.9%	98.2%	98.5%	98.7%
Chronic Absenteeism													
2021-22	25.7%	16.9%	14.3%	12.9%	18.1%	12.6%	*	7.9%	33.3%	13.2%	22.2%	17.6%	12.6%
2020-21	15.0%	6.8%	2.1%	0.9%	3.8%	1.5%	*	0.0%	10.5%	1.5%	2.2%	2.6%	2.5%
Annual Dropout Rate (Gr 7-8)													
2021-22	0.7%	0.3%	0.0%	0.0%	0.0%	0.0%	*	0.0%	0.0%	0.0%	0.0%	0.0%	0.0%
2020-21	0.9%	0.2%	0.0%	0.0%	0.0%	0.0%	*	0.0%	0.0%	0.0%	0.0%	0.0%	0.0%

Campus

Hispanic White _____


Texas Education Agency
 2022-23 Attendance, Graduation, and Dropout Rates (TAPR)
 HARWOOD J H (220916045) - HURST-EULESS-BEDFORD ISD - TARRANT COUNTY

	State	District	Campus	African American	Hispanic	White	American Indian	Asian	Pacific Islander	Two or More Races	Special Ed	Econ Disadv	EB/EL
Class of 2022	84.3%	88.0%	-	-	-	-	-	-	-	-	-	-	-
Class of 2021	81.9%	86.2%	-	-	-	-	-	-	-	-	-	-	-
RHSP/DAP/FHSP-E/FHSP-DLA Graduates (Longitudinal Rate)													
Class of 2022	88.0%	88.0%	-	-	-	-	-	-	-	-	-	-	-
Class of 2021	85.7%	86.3%	-	-	-	-	-	-	-	-	-	-	-
RHSP/DAP Graduates (Annual Rate)													
2021-22	23.6%	-	-	-	-	-	-	-	-	-	-	-	-
2020-21	43.8%	-	-	-	-	-	-	-	-	-	-	-	-
FHSP-E Graduates (Annual Rate)													
2021-22	3.9%	0.0%	-	-	-	-	-	-	-	-	-	-	-
2020-21	3.8%	0.1%	-	-	-	-	-	-	-	-	-	-	-
FHSP-DLA Graduates (Annual Rate)													
2021-22	82.3%	86.2%	-	-	-	-	-	-	-	-	-	-	-



Texas Education Agency
2022-23 Graduation Profile (TAPR)
HARWOOD J H (220916045) - HURST-EULESS-BEDFORD ISD - TARRANT COUNTY

	Campus Count	Campus Percent	District Count	Stateducation Agency
--	-----------------	-------------------	-------------------	----------------------



There is no data for this campus.

Texas Education Agency
2022-23 CCMR-Related Indicators (TAPR)
HARWOOD J H (220916045) - HURST-EULESS-BEDFORD ISD - TARRANT COUNTY

There is no data for this campus.

Texas Education Agency
 2022-23 Other Postsecondary Indicators (TAPR)
 HARWOOD J H (220916045) - HURST-EULESS-BEDFORD ISD - TARRANT COUNTY

	Academic Year	State	District	Campus	African American	Hispanic	White	American Indian	Asian	Pacific Islander	Two or More Races	Special Ed	Econ Disadv	EB/EL
Advanced/Dual-Credit	Course Completion (Grades 9-12)													
Any Subject	2021-22	44.2%	37.8%	19.0%	18.5%	11.9%	17.9%	*	57.1%	0.0%	11.1%	0.0%	11.6%	2.9%
	2020-21	42.5%	39.3%	21.7%	6.5%	14.5%	22.0%	-	54.3%	0.0%	36.4%	2.5%	13.6%	0.0%
English Language Arts	2021-22	16.6%	15.3%	0.0%	0.0%	0.0%	0.0%	*	0.0%	0.0%	0.0%	0.0%	0.0%	0.0%
	2020-21	16.3%	15.7%	0.0%	0.0%	0.0%	0.0%	-	0.0%	0.0%	0.0%	0.0%	0.0%	0.0%
Mathematics	2021-22	19.9%	13.8%	0.0%	0.0%	0.0%	0.0%	*	0.0%	0.0%	0.0%	0.0%	0.0%	0.0%
	2020-21	19.3%	15.8%	0.0%	0.0%	0.0%	0.0%	-	0.0%	*	0.0%	0.0%	0.0%	0.0%
Science	2021-22	21.1%	19.0%	0.0%	0.0%	0.0%	0.0%	*	0.0%	0.0%	0.0%	0.0%	0.0%	0.0%
	2020-21	20.6%	19.1%	0.0%	0.0%	0.0%	0.0%	-	0.0%	0.0%	0.0%	0.0%	0.0%	0.0%
Social Studies	2021-22	22.8%												

Texas Education Agency
2022-23 Student Information (TAPR)
 HARWOOD J H (220916045) - HURST-EULESS-BEDFORD ISD - TARRANT COUNTY

	Membership				Enrollment			
	Campus				Campus			
Student Information	Count							



Texas Education Agency
2022-23 Student Information (TAPR)
 HARWOOD J H (220916045) - HURST-EULESS-BEDFORD ISD - TARRANT COUNTY

Student Information	Membership				Enrollment			
	Campus		District	State	Campus		District	State
	Count	Percent			Count	Percent		
Students w/ Dyslexia	88	8.5%	5.3%	5.5%	88	8.5%	5.3%	5.5%
Foster Care	1	0.1%	0.1%	0.2%	1	0.1%	0.1%	0.2%
Homeless	13	1.3%	2.4%	1.3%	13	1.3%	2.4%	1.3%
Immigrant	12	1.2%	3.6%	2.2%	12	1.2%	3.6%	2.2%
Migrant	0	0.0%	0.0%	0.3%	0	0.0%	0.0%	0.3%
Title I	9	0.9%	47.3%	64.6%	9	0.9%	47.4%	64.6%
Military Connected	51	4.9%	4.4%	3.6%	51	4.9%	4.4%	3.6%
At-Risk	461	44.5%	51.6%	53.3%	462	44.5%	51.6%	53.3%
Students by Instructional Program:								
Bilingual/ESL Education	101	9.7%	21.1%	23.2%	101	9.7%	21.1%	23.2%
Career and Technical Education	446	43.0%	27.3%	26.5%	446	43.0%	27.2%	26.5%
Career and Technical Education (9-12 grades only)	153	43.5%	69.2%	72.3%	153	43.5%	69.1%	72.2%
Gifted and Talented Education	100	9.6%	6.8%	8.2%	100	9.6%	6.8%	8.2%
Special Education	139	13.4%	13.0%	12.6%	140	13.5%	13.2%	12.7%
Students with Disabilities by Type of Primary Disability:								
Total Students with Disabilities	139							
by Type of Primary Disability								
Students with Intellectual Disabilities	53	38.1%	39.1%	44.1%				
Students with Physical Disabilities	6	4.3%	20.3%	20.0%				
Students with Autism	44	31.7%	20.9%	15.5%				
Students with Behavioral Disabilities	36	25.9%	18.2%	18.8%				

Texas Education Agency
2022-23 Staff Information (TAPR)
 HARWOOD J H (220916045) - HURST-EULESS-BEDFORD ISD - TARRANT COUNTY

Staff Information	----- Campus -----		District	State
	Count/Average	Percent		
Number of Students per Teacher	17.1	n/a	15.8	14.8

Staff Information	Campus	District	State
Experience of Campus Leadership:			
Average Years Experience of Principals	15.0	7.1	6.1
Average Years Experience of Principals with District	15.0	6.7	5.3
Average Years Experience of Assistant Principals	5.5	5.9	5.2
Average Years Experience of Assistant Principals with District	4.5	4.9	4.4
Average Years Experience of Teachers:			
Average Years Experience of Teachers:	9.1	12.1	11.0
Average Years Experience of Teachers with District:	4.7	7.2	6.9
Average Teacher Salary by Years of Experience (regular duties only):			
Beginning Teachers	\$60,333	\$54,086	\$53,300
1-5 Years Experience	\$58,771	\$61,192	\$56,516
6-10 Years Experience	\$64,770	\$65,223	\$59,732
11-20 Years Experience	\$67,085	\$67,626	\$63,389
21-30 Years Experience	\$70,231	\$72,115	\$67,876
Over 30 Years Experience	\$81,477	\$83,071	\$72,560
Average Actual Salaries (regular duties only):			
Teachers	\$63,817	\$65,943	\$60,717
Professional Support	\$75,867	\$75,325	\$72,022
Campus Administration (School Leadership)	\$102,225	\$100,517	\$85,167
Instructional Staff Percent:			
	n/a	67.9%	65.1%
Contracted Instructional Staff (not incl. above):			
	0.6	2.3	2,105.4

Program Information	---- Campus ----		District	State
	Count	Percent		
Teachers by Program (population served):				
Bilingual/ESL Education	0.4	0.7%	3.8%	5.9%
Career and Technical Education	2.5	4.2%		

Texas Education Agency
2022-23 Staff Information (TAPR)
HARWOOD J H (220916045) - HURST-EULESS-BEDFORD ISD - TARRANT COUNTY

- Indicates there is no data for the item.
- * Indicates results are masked due to small numbers.
- ** When only one student disability or assessment group is masked, then the second smallest student disability or assessment group is masked regardless of size.
- n/a Indicates data reporting is not applicable for this group.
- ? Indicates that the data for this item were statistically improbable or were reported outside a reasonable range.

Link to: [PEIMS Financial Standard Reports 2021-22 Financial Actual Report](#)
(To open link in a new window, press the "Ctrl" key and click on the link.)